

# AGRODEP Data Component

Betina V. Dimaranan



AGRODEP SAB SC NAC Annual Meetings  
November 18, 2013 • Dakar, Senegal

# DATA COMPONENT: GOALS

## A Common Database Platform

AGRODEP will bring together various types of data in a central clearinghouse with a Web data portal

## Three types of activities:

### ○ Set-up Activities (year 1, 2)

- data stocktaking, data portal development, posting of available data

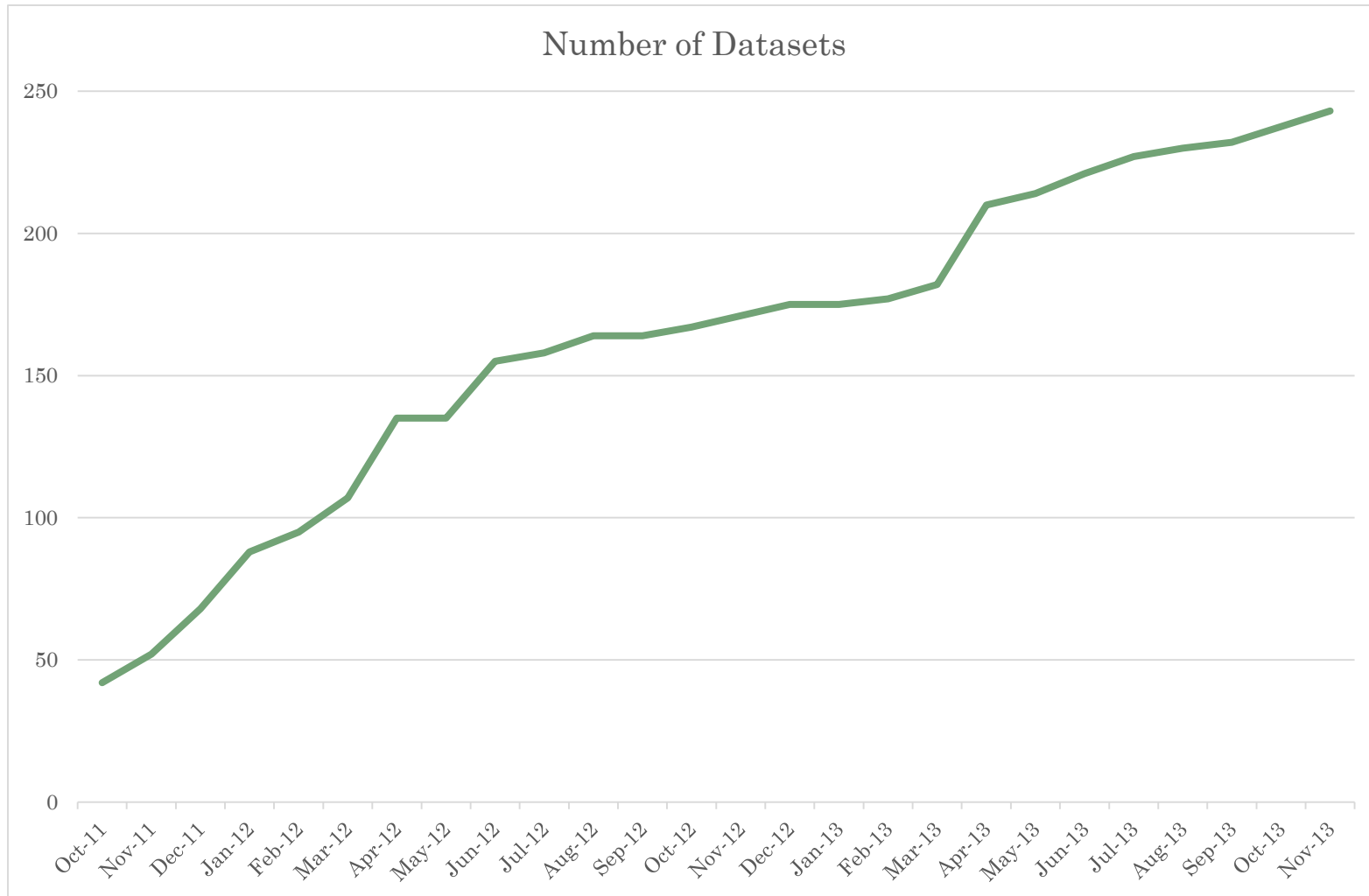
### ○ Data Warehousing (throughout project life)

- routine activities through project life - catalogue\metadata, quality checking, data expert consultations, dissemination and maintenance

### ○ Data Construction Projects (throughout project life)

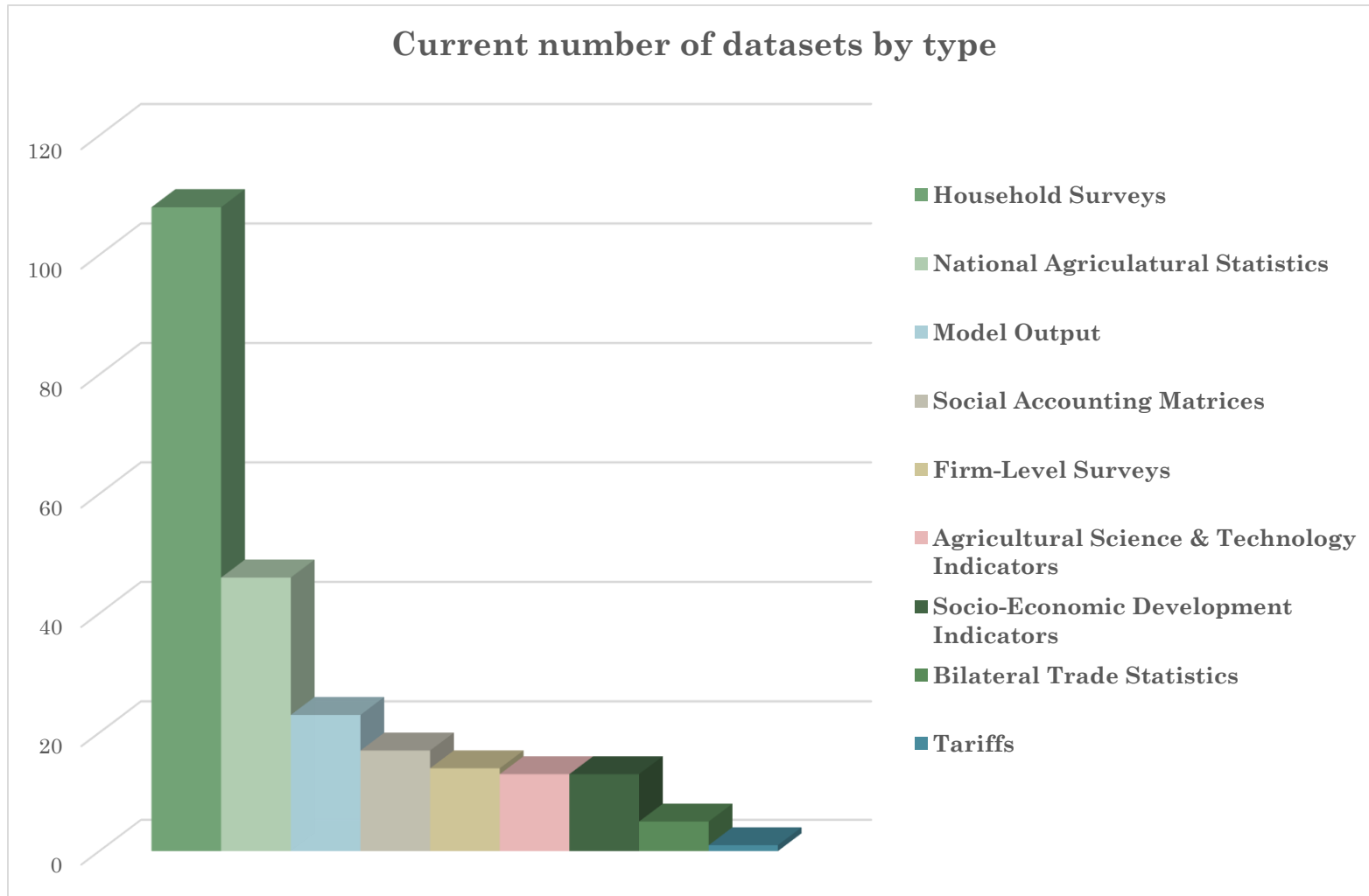
- Data to support AGRODEP models

# NUMBER OF DATASETS IN THE AGRODEP PORTAL



# CURRENT NUMBER OF DATASETS BY TYPE

Current number of datasets by type



## DATA CATALOG

Sort by:  Order:

Title	Category	Geographic Coverage
<b>Regional Strategic Analysis and Knowledge Support System (ReSAKSS) Growth Indicators</b>	Socio-economic Development Indicators	
<b>SAM_SAF_1999</b>	Social Accounting Matrix	South Africa
<b>SAM_RWA_2006</b>	Social Accounting Matrix	Rwanda
<b>SAM_ZMB_2001</b>	Social Accounting Matrix	Zambia
<b>Agricultural Module, Piggy-Backed Onto the Population and Housing Census (PHC) of Uganda, 2002</b>	Household Survey	Uganda
<b>2004 Botswana Agricultural Census Report Data</b>	Household Survey	Botswana
<b>World Bank Africa Development Indicators</b>		
<b>GAFSP Agriculture Growth Interactive Map of Ethiopia</b>	Agricultural Science & Technology Indicators	Ethiopia
<b>WHO/UNICEF water and sanitation data</b>	Agricultural Science & Technology Indicators	
<b>World Economic Forum - The Global Information Technology Report (GITR) 2012 Data</b>	Agricultural Science & Technology Indicators	
<b>WRI Climate Analysis Indicators Tool (CAIT)</b>	Model Output	
<b>BILAT_TRADE</b>	Bilateral Trade Statistics	
<b>CTRYSTAT_MLI</b>	National Agricultural Statistics	Mali
<b>Tanzania National Sample Census of Agriculture 2002/2003: Volume IV: Gender Profile of Smallholder Rural Agriculture Population in Tanzania Mainland</b>	Household Survey	Tanzania
<b>Tanzania National Sample Census of Agriculture 2002/2003: Large Scale Farms</b>	Household Survey	Tanzania

## FILTER BY DATA SET CATEGORY

- Household Survey (54)
- National Agricultural Statistics (36)
- Model Output (22)
- Social Accounting Matrix (14)
- Agricultural Science & Technology Indicators (12)
- Socio-economic Development Indicators (11)
- Bilateral Trade Statistics (3)
- Tariffs (1)

# HOUSEHOLDS SURVEY DATA

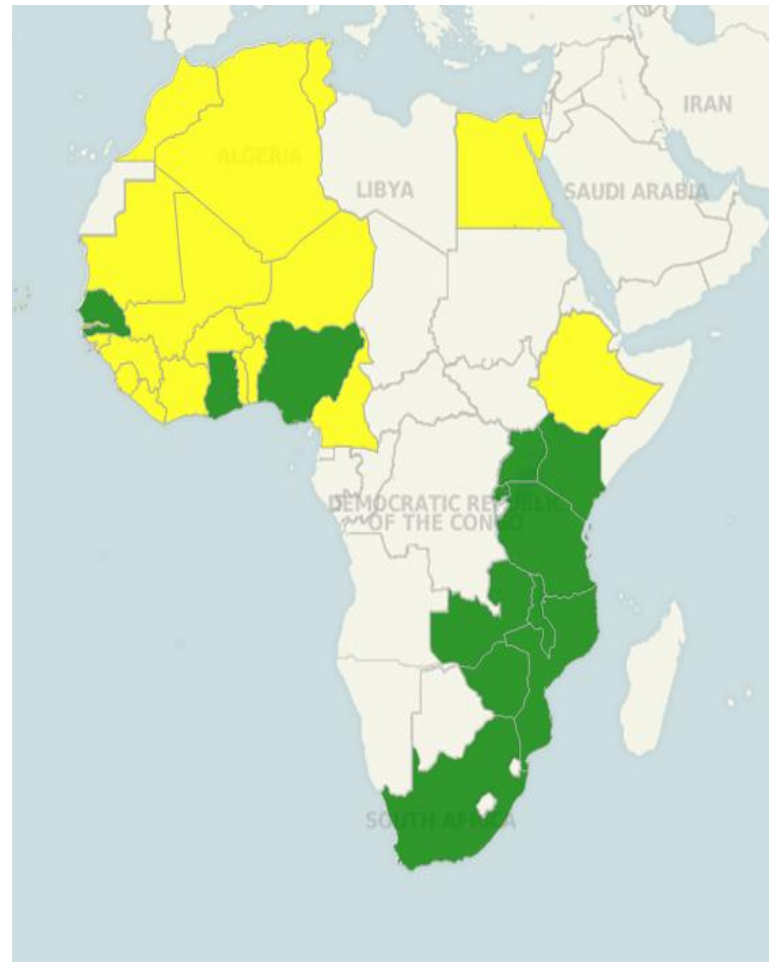
- Types of data
  - Multi-topic (LSMS)
  - Demographic and Health Surveys
  - Expenditure and Income Survey



Title	Category	Geographic Coverage
<a href="#"><u>Malawi 2010-2011 Third Integrated Household Survey (IHS-3) DATASET</u></a>	Household Survey	<a href="#"><u>Malawi</u></a>
<a href="#"><u>Angola Global Financial Inclusion (Global Findex) Database 2011</u></a>	Household Survey	<a href="#"><u>Angola</u></a>
<a href="#"><u>Zambia World Health Survey 2003</u></a>	Household Survey	<a href="#"><u>Zambia</u></a>
<a href="#"><u>Zimbabwe World Health Survey 2003</u></a>	Household Survey	<a href="#"><u>Zimbabwe</u></a>
<a href="#"><u>Ghana Study on Global Ageing and Adult Health 2007-2008, Wave 1</u></a>	Household Survey	<a href="#"><u>Ghana</u></a>
<a href="#"><u>South Africa Study on Global Ageing and Adult Health 2007-2008, Wave 1</u></a>	Household Survey	<a href="#"><u>South Africa</u></a>
<a href="#"><u>Congo, Rep. Enquête Démographique et de Santé (EDSC-I) 2005</u></a>	Household Survey	<a href="#"><u>Congo, Republic of</u></a>
<a href="#"><u>Congo, Rep. Enquête Démographique et de Santé (EDSC-II) 2011-2012</u></a>	Household Survey	<a href="#"><u>Congo, Republic of</u></a>
<a href="#"><u>Rwanda Interim Demographic and Health Survey 2007-2008</u></a>	Household Survey	<a href="#"><u>Rwanda</u></a>

# SOCIAL ACCOUNTING MATRICES

— DOCUMENTATION IS A CHALLENGE



# SOCIAL ACCOUNTING MATRICES – ON THE PIPELINE

- Now doing data quality checking (no documentation yet\*)
  - Benin (2003)
  - Guinea-Bissau (2007)
  - Ivory Coast (2006)
  - Mali (2006)
  - Niger (2008)
- And also improving documentation on:
  - Burkina Faso (2005)
  - The Gambia (2009)
  - Guinea (2005)
  - Liberia (2009)
  - Mauritania (2009)
  - Sierra Leone (2009)
  - Togo



# NATIONAL AGRICULTURAL STATISTICS

## Includes:

- Indicators from Food Security Portal (FSP)
- CountrySTAT data (from FAOSTAT)
- Agricultural Market Information System (AMIS) Statistics



# DATA PORTAL – COUNTRY PAGES

## ETHIOPIA

ISO Code: ETH



"Food security is a delicate issue in Ethiopia, where 41 percent of a population of 85 million suffers from undernourishment. Although 82 percent of Ethiopians are rural dwellers, and Ethiopia's agricultural labour force stands at 77 percent, malnutrition in both adults and children, as well as poor life expectancy and child mortality rate indicate that food security issues are still being resolved."

Source: FAO Country Briefs: Ethiopia

### MODELS

[PEP 1-1 model](#)

[PEP 1-t model](#)

[EMM](#)

### DATASETS

[GAFSP Agriculture Growth Interactive Map of Ethiopia](#)

[Ethiopia Food Security Portal \(FSP\) Main Indicators](#)

[ETHIOPIA 2005 DEMOGRAPHIC AND HEALTH SURVEY \(DHS\) DATA](#)

[Ethiopian Rural Household Surveys 1989-2009](#)

[Ethiopia Nile Basin Climate Change Adaptation Dataset](#)

[CTRYSTAT\\_ETH](#)

### RESOURCES

[Structural transformation in Ethiopia: Evidence from cereal markets](#)

[Interplay among credit, insurance and savings for farmers in developing countries](#)

[Integrating livestock in the CAADP framework: Policy analysis using a dynamic computable general equilibrium model for Ethiopia](#)

[Infant and Young Child Feeding \(IYFC\) Practices In Ethiopia and Zambia and Their Association with Child Nutrition: Analysis of Demographic and Health Survey Data](#)

[Variability of rainfall and its current trend in Amhara region, Ethiopia](#)

[Long-term impact of investments in early schooling – Empirical evidence from rural Ethiopia](#)

[Agriculture and Ethiopia's economic transformation](#)

[Perception of and adaptation to climate change by farmers in the Nile basin of Ethiopia](#)

[Determinants of farmers' choice of adaptation methods to climate change in the Nile Basin of Ethiopia](#)

### MEMBERS

[Mitik, Lulit](#)

[Birhanu, Dawit](#)

Click the highlighted country to zoom in/out or neighbor countries to navigate.



### External Links:

[African Development Bank Country Page](#)  
[ASTI Country Note](#)  
[CIA The World Factbook](#)  
[FAO Aquastat Country Profiles](#)  
[FAO Country Pasture Resource Profiles](#)  
[FAO Fishery and Aquaculture Profiles](#)  
[FAO Gender and Land Rights](#)  
[FAO GIEWS Country Briefs](#)  
[FAO Initiative on Soaring Food Prices](#)  
[FAO Livestock Sector Briefs](#)  
[FAO Nutrition Country Profiles](#)  
[Food Security Portal](#)  
[IFAD Rural Poverty Country Profiles](#)  
[IMF Country Financial Position](#)  
[OECD Country Note](#)  
[UN Country Trade Profiles](#)  
[UNDP Human Development Indicators](#)  
[World Bank Country Briefs](#)  
[World Food Programme Page](#)  
[WTO Trade Profiles](#)  
[WTO Tariff Profiles](#)

### National organizations and institutions:

[Ministry of Agriculture and Rural Development \(MARD\)](#)

[Ethiopian Institute of Agricultural Research \(EIAR\)](#)

# PARTIAL COMPLETION OF DATA GOALS IN 2013

## DATA WAREHOUSING

- Social Accounting Matrices (Q1-Q4)
  - *data (new or updated) and documentation for 5 African countries each quarter*
  - *provide incentives for documentation*
- Household Survey Data (Q1-Q4)
  - *data (new or updated) and documentation for 3 African countries each quarter*
- National Agricultural Statistics (Q1-Q4)
  - *data (new or updated) and documentation for 3 African countries each quarter*
- International Data Sets (Q1-Q4)
  - *access to 1 international dataset per quarter*

## DATA CONSTRUCTION PROJECTS

- Develop/document 4 new Social Accounting Matrices (SAMs) (Q1-Q2)
  - Identify collaborators from AGRODEP members or outside – Togo, Kenya (from grants)
  - Provide grants for development of missing SAMs
- Assemble/document 5 complete datasets for specific models (Q3-Q4)
  - gravity models - trade, transport costs, distance, etc.
  - multi-market models - household survey data, prices, parameters
  - regional models – SAMs, trade, transport, parameters

# DATA ACTIVITIES IN 2014

- Reassess/scale-down data goals - initial project plans called only for a web data portal and SAMS
- Continue warehousing of readily available data
- More effort on SAM development and documentation
- More model-data interaction
  - Support regional CGE work based on MIRAGRODEP model with SAMS (starting with countries in the ECOWAS region, SAMS in the pipeline)
  - Collaborate with data needs for toolboxes and model applications

## DATA WAREHOUSING

- Social Accounting Matrices (Q1-Q4)
  - data (new or updated) and documentation for 2 African countries each quarter
  - provide incentives for documentation

## DATA CONSTRUCTION PROJECTS

- Develop/document 1 new Social Accounting Matrices (SAMs) per quarter (Q1-Q4)
  - Identify collaborators from AGRODEP members or outside – Togo, Kenya (from grants)
  - Provide grants for development of missing SAMs
- Assemble/document 1 complete datasets for specific models per quarter (Q1-Q4) – in collaboration with model component
  - gravity models - trade, transport costs, distance, etc.
  - multi-market models - household survey data, prices, parameters
  - regional models – SAMs, trade, transport, parameters