

AFRICAN GROWTH AND DEVELOPMENT POLICY (AGRODEP)

MODELING CONSORTIUM

THE MEMBERSHIP ACTIVITY REPORT - YEAR 2012

March 2013

The Membership Activity Report provides useful information on member's involvement in AGRODEP activities with the objective to better tailor the consortium's future activities to the needs of its members. Activities implemented by AGRODEP in 2012 have recorded an increasing number of participation (47) among members (55). Members' participation rate has improved from 56 to 85 percent in average between 2011 and 2012. Among the activities, training courses recorded the highest participation among members in 2012. On the other hand, members have not shown a strong interest in the publication support activities provided by AGRODEP Management Team, so far.

I. ABOUT AGRODEP

The African Growth and Development Policy (AGRODEP) Modeling Consortium is an initiative led by the International Food Policy Research Institute (IFPRI) that aims at positioning African experts to take a leading role in both the study of strategic development questions facing African countries as a group and the broader agricultural growth and policy debate, which traditionally has been dominated by external actors and concerns. Building on more than three decades of research and capacity-building activities in Africa, IFPRI and its partners aim at providing locally relevant solutions to agriculture-related development challenges.

AGRODEP is collaboration among IFPRI; the Association for Strengthening Agricultural Research in East and Central Africa (ASARECA); the West African Council on Agricultural Research and Development (CORAF/WE CARD); and the Food Agriculture and Natural Resources Policy Network (FANRPAN).

The Modeling Consortium pursues three essential activities:

- Promote the access to state of the art economic modeling tools and improving the quality, relevance, and timeliness of data to meet the significant demand for high quality, locally-based research that contributes to evidence-based policymaking and strategy planning and implementation;

- Facilitate better access to the existing data sources for research and policy analysis, developing methodologies and standards to improve the quality of available datasets and complementing them to raise the local content and relevance;
- Support collaboration among leading African scientists and their peers outside Africa, building a dynamic research community that can respond to the emerging and long-term needs of the Comprehensive Africa Agriculture Development Program's (CAADP) growth and poverty reduction agenda.

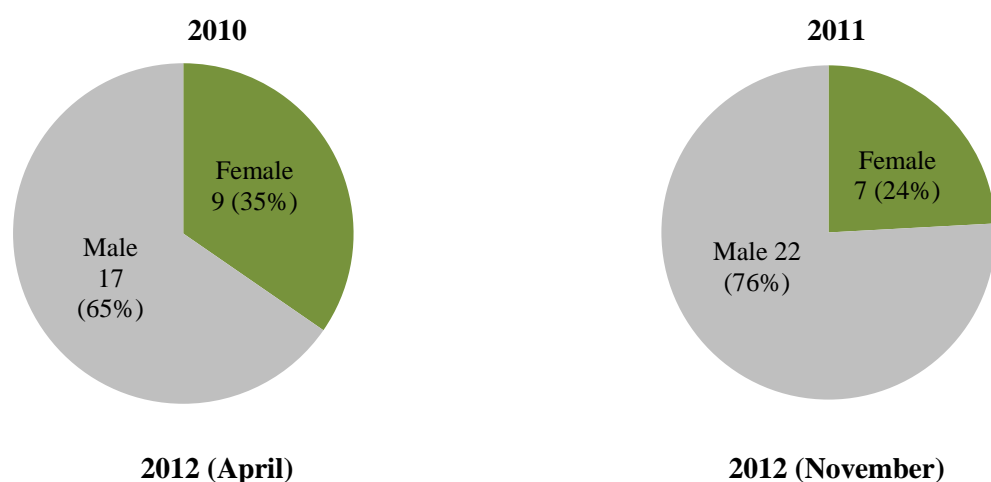
II. AGRODEP NETWORK ACTIVITIES IN 2012

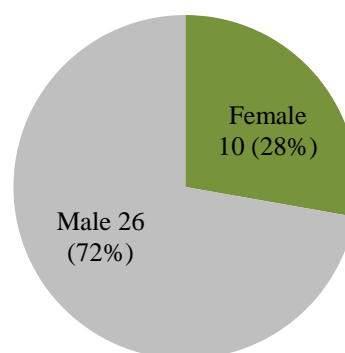
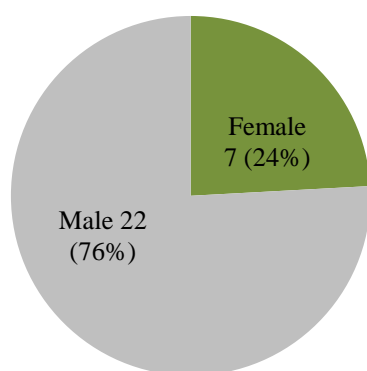
1. MEMBERSHIP EXTENSION

On January 2012, AGRODEP membership reached fifty-five (55) Africa-based researchers with quite diverse research interest and experience. On April and October 2012, AGRODEP welcome twenty-nine (29) and thirty-six (36) new members. The two rounds of selection have extended the membership to one hundred and eighteen (118) members coming from twenty-seven countries in Africa with thirty-three (33) female researchers.

AGRODEP Management Team used the same selection criteria as in previous membership rounds. First, applicants must be based in Africa and have obtained a PhD within the last 15 years, or currently pursuing a PhD program, or have a Master's degree combined with technical skills and experience. The second set of criteria relates to research experience as evidenced from publications and any further training and workshops attended. Finally, as needed, regional, gender, and scientific diversity is ensured in the composition of members.

Figure 1: AGRODEP Membership Extensions





2. TRAINING PROGRAM

In 2012, AGRODEP has offered **eight (8) training courses** to its members. The training courses were designed on the basis of AGRODEP members' preferences from a survey conducted in September 2011. The courses, which details are available in table 1, include training on:

- Building and Updating Social Accounting Matrices
- Poverty Measurement and Analysis
- Computable General Equilibrium Modeling using GAMS – Basic
- Household Surveys Data: Sampling and Processing
- Panel Data Econometrics
- Impact Evaluation & Analysis of Development Interventions
- GAMS-based Computable General Equilibrium Modeling – Advanced
- Multicountry and Multisector General Equilibrium Analysis - MIRAGRODEP

Table 1: Summary of Training Courses in 2012

	Period	Location	Instructor	Attendance
Building and Updating Social Accounting Matrices	March 13-15 (3 days)	Dakar, Senegal	Ismael Fofana International Food Policy Research Institute, Senegal	12
Poverty Measurement and Analysis	April 24-27 (4 days)	Dakar, Senegal	Philippe Van Kerm Anne-Claire Thomas University Catholic of Louvain, Belgium	9
Computable General Equilibrium Modeling using GAMS - Basic	May 14-25 (10 days)	Entebbe, Uganda	Véronique Robichaud Université Laval, Canada	15
Panel Data Econometrics	Sept. 24-28 (5 days)	Dakar, Senegal	Rembert De Blander University Catholic of Louvain, Belgium	10
Household Surveys Data: Sampling and Processing	Oct. 8-10 (3 days)	Dakar, Senegal	Carlo Azzarri Melanie Bacou International Food Policy Research Institute, USA	9
Impact Evaluation & Analysis of Development Interventions	Oct. 29-31 (3 days)	Dakar, Senegal	Tanguy Bernard International Food Policy Research Institute, Senegal	6
GAMS-based Computable General Equilibrium	Dec. 3-5 (3 days)	Pretoria, South	Véronique Robichaud Université Laval, Canada	15*

Modeling - Advanced		Africa		
Multicountry and Multisector General Equilibrium Analysis	Dec. 17-19 (3 days)	Dakar, Senegal	David Laborde Antoine Bouet International Food Policy Research Institute, Senegal	7*

AGRODEP has offered **34 days** of training courses with a total number of **83 attendees** among members. AGRODEP conducts course evaluations to find out whether the course was useful to the participants and to identify areas of potential improvements that can benefit future trainings. All courses have generated appreciation from the participants and valuable positive feedback that AGRODEP will use when designing the training program for 2013.

3. GRANTS PROGRAM

Grants for Innovative research

In October 2011, AGRODEP approved funding for 14 out of 28 research proposals submitted by 31 AGRODEP members. 8 proposals cover one year of research. 6 proposals fall under the CAADP category of AGRODEP's Grants Program which seeks to identify the existing policies proposed and implemented under the CAADP Agenda and to perform a systematic assessment that identifies the major bottlenecks affecting the efficiency of such policies. The CAADP grants cover two years of research. Additional information is available in table 2.

Table 2: Overview of the Grants Program

	Grants for Innovative Research	Gaps in Research Grant	Research Valorization Grant
Target group	AGRODEP Members Only	AGRODEP Members and Non-Members	AGRODEP Members Only
Date of Launch	June 2011 (October 2011)	May 2012 (October 2012)	July 2011
Number of Applications	28	75	27
Number of Awards	14	3	23
AGRODEP Funded	12*	-	11**
Report submitted	4	-	-
Decision on the submitted report	-	-	-

Note: * Funds have not been released yet for two selected proposals. ** Eight AGRODEP Members were funded by the WTO to attend the GTAP Conference in June 2012; Among the 11 AGRODEP Members that will attend the Workshop in November 13, in Dakar, Senegal, AGRODEP will be funding the 7 non-Senegal residents. In parentheses the date when the decisions were made.

Gaps in Research Grants

In 2012, AGRODEP has selected for funding 3 proposals to address gaps in research among a total number of 75 applications. This type of grant is opened to AGRODEP members as well as to non-

member individuals and organizations worldwide. The Gaps in Research grant was launched in May 2012 and aims to support research on emerging issues in Africa that have previously received little or no attention. In 2012, the call for proposals focuses on any or all of the three sub-topics of the following theme: Foreign Direct Investment in Land (FDI), Land Markets and Land Institutions, and Development of the Agricultural Sector in Africa. Encouraged to apply are researchers or research organizations that have already engaged in some capacity in addressing the issues but could use the grant funds to complement their efforts and produce high quality research.

Research Valorization Grant

AGRODEP offers a Research Valorization Grant which allows members to apply for financial support from the Consortium in order to present the outcome of their research to various audiences. In 2012, AGRODEP has awarded 23 grants out of 27 applications under this program. This includes 8 AGRODEP members that were selected for sponsorship by the World Trade Organization (WTO) to attend and present their work at the 15th Annual Conference on Global Economic Analysis on June 27-29, 2012 in Geneva, Switzerland. Also, 11 members attended the AGRODEP Workshop in Dakar, Senegal, on November 13, 2012. This scientific gathering was an opportunity for the invited members to present their ongoing research work. 6 members presented their preliminary results of their AGRODEP funded project.

4. PUBLICATION SUPPORT PROGRAM

Working Paper Series

The AGRODEP Working Paper Series is a bilingual (English and French) online publication that aims at enhancing the visibility of African researchers worldwide. The Series has received 10 submissions since its launch in September 2011. Thus far, 1 paper has been published on June 19, 2012 and 6 remain under review with a seventh withdrawn from consideration.

Award for Excellence in Publication

In November 2011, AGRODEP announced the Award for Excellence in Publication. The objective of this award is to provide incentives for, and to reward excellent publications by AGRODEP members in top ranking academic journals. The announcement drew positive response from AGRODEP members with 5 unsuccessful applications. AGRODEP continues to encourage its members to apply for this program and hopes that this initiative will increase their visibility both within and outside of Africa and contribute to AGRODEP's overall policy impact.

Post-Training Collaborative Research and Publication

AGRODEP training courses give an opportunity to its members to engage in mentoring and collaborative research activities twelve months after the training courses. Incentive is given to members and instructors to undertake such activities. The objective is to continue strengthening members' capacities in modeling tools and techniques and enhance partnership with the international modeling community. In 2012, 1 post-training mentoring activity has been recorded.

III. PARTICIPATION TO AGRODEP ACTIVITIES IN 2012

AGRODEP promotes and facilitates the access of African researchers to cutting edge methods and tools, and data that will enable them to perform science-based research and to formulate sound and effective policies. This section of the report provides useful information on member's participation to activities offered by AGRODEP in 2012. Through a calculation of participations and activities rates, the 2011 report provides a simple measurement of the networking activities.

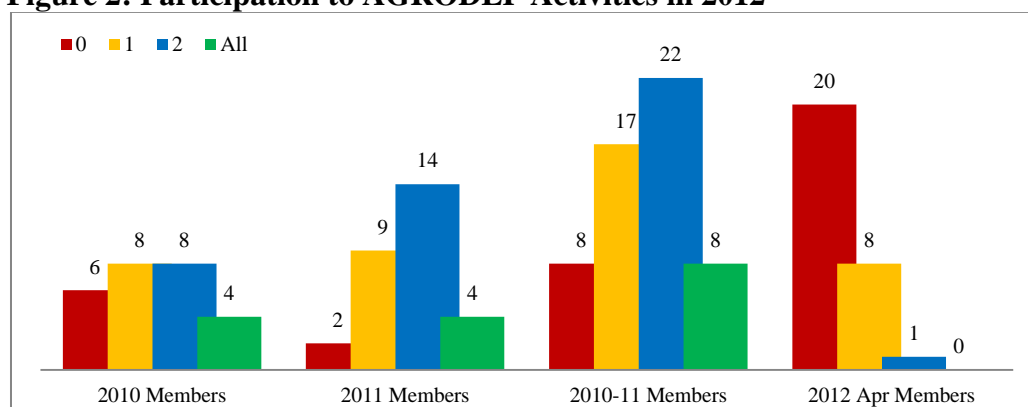
Regarding the calculation of these rates, a matrix indicating the members in its line and the above mentioned activities in its column is elaborated. The number one is given to a member who participated to a given activity, and zero in the other case. The maximum number of participants in a given activity is equal to the total number of members. Participation and activity rates are then calculated on the basis of this information. Participation rates are computed on the lines and divide the sum of participations in all activities by the total number of activities offered by AGRODEP. Activity rates are computed on the columns through the ratio of total participation of members to that activity and the maximum number of participations. The overall activity rate is a simple average giving the same weight to all activities. The main information brought by the analysis of members' participation to AGRODEP activities is summarized throughout the following lines.

- ❖ Among the 55 members who join the consortium in 2011, 85 percent have participated at least in one program (training, grant, or publication) implemented by AGRODEP in 2012 (Figure 2). A large number of members (22) have been involved in two of the three programs over 2012; the number of members who participated in one program was also important (17). However, a small number of members (8) did not participated to any program implemented by AGRODEP in 2012.
- ❖ 2011 Members have shown the highest participation rates in AGRODEP activities as compared to 2010 Members. Members who join the consortium in early 2012 have also contributed to the activities.
- ❖ Training courses recorded the highest participation rate among members. On the other hand, members has not shown a strong interest in the publication support activities – Working Paper

Series, Award for Excellence in Publication, Post-Training Collaborative Research and Publication – provided by AGRODEP Management Team, so far.

Table 2 ranks AGRODEP members according to their involvement in the consortium activities in 2012.

Figure 2: Participation to AGRODEP Activities in 2012



Note: The graph reports the number of participations in 0 (red), 1 (orange), 2 (blue) or all (green) categories of activities implemented by AGRODEP in 2012; the three categories of activities are: Training/Mentoring, Grants, and Publication/Dissemination.

Table 3: AGRODEP Members' Participation Rate in 2012

Title	Last Name	First Name	Year of Membeship	Citizenship	Participation rate
Mr.	Ramlall	Indranarain	Member (2011)	Mauritius	0.750
Ms.	Mathenge	Naomi	Member (2011)	Kenya	0.625
Mr.	Mwaura	Francis	Member (2011)	Kenya	0.625
Mr.	Ajetomobi	Olusegun	Member (2010)	Nigeria	0.625
Mr.	Kareem	Olayinka	Member (2010)	Nigeria	0.625
Mr.	Alaba	Olumuyiwa	Member (2011)	Nigeria	0.625
Mr.	Kone	Youssof	Member (2011)	Ivory Coast	0.500
Ms.	Taruss	Ruth	Member (2011)	Kenya	0.500
Mr.	Chukwuone	Nnaemeka	Member (2010)	Nigeria	0.500
Mr.	Ataguba	John	Member (2011)	Nigeria	0.500
Mr.	Ekeocha	Patterson	Member (2011)	Nigeria	0.500
Mr.	Kwaramba	Marko	Member (2011)	Zimbabwe	0.500
Mr.	Makochehanwa	Albert	Member (2010)	Botswana	0.375
Mr.	Nimenya	Nicodème	Member (2011)	Burundi	0.375
Ms.	Mitik	Lulit	Member (2010)	Ethiopia	0.375
Mr.	Odularu	Gbadebo	Member (2011)	Ghana	0.375
Ms.	Gakuru	Wachira	Member (2010)	Kenya	0.375
Mr.	Irungu	Patrick	Member (2011)	Kenya	0.375
Mr.	Lagat	Job	Member (2011)	Kenya	0.375
Ms.	Kiiru	Joy	Member (April 2012)	Kenya	0.375
Mr.	Abu	Godwin	Member (2011)	Nigeria	0.375
Mr.	Cabral	Joseph	Member (2011)	Sénégal	0.375
Mr.	Agbodji	Damien	Member (2010)	Togo	0.375
Mr.	Balloumi	Mounir	Member (2010)	Tunisia	0.375
Ms.	Maiga	Eugenie	Member (April 2012)	Burkina Faso	0.250
Mr.	OUEDRAOGO	Denis	Member (April 2012)	Burkina Faso	0.250
Mr.	Johannes	Atemnkeng	Member (2010)	Cameroon	0.250
Ms.	Bayoumi	Shaymaa	Member (2010)	Egypt	0.250
Mr.	Diallo	Souleymane	Member (2010)	Guinea	0.250
Ms.	Omolo	Miriam	Member (2010)	Kenya	0.250
Mr.	Ayuya	Oscar	Member (2011)	Kenya	0.250
Ms.	Mshenga	Patience	Member (2011)	Kenya	0.250
Mr.	MAKOKA	DONALD	Member (April 2012)	Malawi	0.250
Mr.	Alabi	Reuben	Member (2011)	Nigeria	0.250
Mr.	Abidoye	Babatunde	Member (April 2012)	Nigeria	0.250
Mr.	Fall	Cheickh	Member (2010)	Senegal	0.250
Ms.	Sow	Fatimata	Member (2010)	Senegal	0.250
Ms.	Elzaki	Raga	Member (2010)	Sudan	0.250
Mr.	Ahmed	Shams	Member (2011)	Sudan	0.250
Mr.	Ismail	Ibrahim	Member (2011)	Sudan	0.250
Mr.	Ouédraogo	Mathieu	Member (2011)	Burkina Faso	0.125

Table 3: AGRODEP Members' Participation Rate in 2012 (continuous)

Title	Last Name	First Name	Year of Membeship	Citizenship	Participation rate
Mr.	Zaki	Chahir	Member (April 2012)	Egypt	0.125
Mr.	Afari-Sefa	Victor	Member (2011)	Ghana	0.125
Ms.	Kamande	Mercyline	Member (2011)	Kenya	0.125
Mr.	Oulmane	Nassim	Member (2010)	Morocco	0.125
Mr.	Babatunde	Musibau	Member (2010)	Nigeria	0.125
Ms.	ALABA	OLUFUNKE	Member (April 2012)	Nigeria	0.125
Mr.	Oladeebo	Olatunji	Member (April 2012)	Nigeria	0.125
Ms.	Cisse	Fatou	Member (2011)	Senegal	0.125
Ms.	Mabugu	Margaret	Member (2010)	South Africa	0.125
Ms.	Elbushra	Azharia	Member (2010)	Sudan	0.125
Mr.	Babikir	Osman	Member (2011)	Sudan	0.125
Mr.	Elrasheed	Mutasim	Member (2011)	Sudan	0.125
Ms.	Mubarak	Amel	Member (2011)	Sudan	0.125
Mr.	Ancharaz	Vinaye	Member (2010)	Mauritius	0.125
Mr.	Gwatidzo	tendai	Member (April 2012)	Zimbabwe	0.125
Mr.	KOUSSIHOUDE	OSWALD	Member (November 2012)	Benin	0.000
Mr.	MEDEDJI	DIEUDONNE NAPOLEON	Member (November 2012)	Benin	0.000
Mr.	SODJINOUE	EPIPHANE	Member (November 2012)	Benin	0.000
Mr.	COMBARY	Souglimpo	Member (November 2012)	Burkina Faso	0.000
Ms.	Yameogo	NADEGE	Member (November 2012)	Burkina Faso	0.000
Mr.	NDIMUBANDI		Member (April 2012)	Burundi	0.000
Mr.	Emini	Christian	Member (2010)	Cameroon	0.000
Mr.	Ngepah	Nicholas	Member (April 2012)	Cameroon	0.000
Mr.	YOGO	Urbain Thierry	Member (November 2012)	Cameroon	0.000
Mr.	NANA DJOMO		Member (November 2012)	Cameroon	0.000
Mr.	Tipoy	Christian	Member (2011)	Congo, Dem. Rep	0.000
Mr.	Mulangu	Francis	Member (November 2012)	Congo, Dem. Rep	0.000
Mr.	JACQUES	ESSO	Member (April 2012)	Cote d'Ivoire	0.000
Mr.	ADOLPHE	Germain	Member (April 2012)	Cote d'Ivoire	0.000
Mr.	Malan	Benoît	Member (April 2012)	Cote d'Ivoire	0.000
Ms.	Hassine	Nadia	Member (2010)	Egypt	0.000
Ms.	Mohamed	Racha	Member (April 2012)	Egypt	0.000
Mr.	Birhanu	Dawit	Member (2010)	Ethiopia	0.000
Mr.	Gurara	Zerfu	Member (April 2012)	Ethiopia	0.000
Mr.	CHAM	TAMSIR	Member (November 2012)	Gambia	0.000
Ms.	Ouma	Emily	Member (2011)	Kenya	0.000
Mr.	BETT	HILLARY	Member (November 2012)	Kenya	0.000
Ms.	Gitau	Ciliaka	Member (November 2012)	Kenya	0.000
Mr.	Kinuthia	Bethuel	Member (November 2012)	Kenya	0.000
Ms.	Mwange	Nancy	Member (November 2012)	Kenya	0.000
Ms.	NGANGA	TABITHA	Member (November 2012)	Kenya	0.000
Mr.	Okello	Tom	Member (November 2012)	Kenya	0.000

Table 3: AGRODEP Members' Participation Rate in 2012 (continuous)

Title	Last Name	First Name	Year of Membeship	Citizenship	Participation rate
Mr.	Bokosi	Fanwell	Member (April 2012)	Malawi	0.000
Mr.	MASANJALA	WINFORD	Member (April 2012)	Malawi	0.000
Mr.	Simtowe	Franklin	Member (April 2012)	Malawi	0.000
Mr.	Chiwaula	Levison	Member (November 2012)	Malawi	0.000
Ms.	Obayelu	Oluwakemi	Member (April 2012)	Nigeria	0.000
Ms.	ADENEGAN	KEMISOLA	Member (April 2012)	Nigeria	0.000
Ms.	ADEOTI	ADETOLA	Member (November 2012)	Nigeria	0.000
Mr.	AJAO	OLAJIDE	Member (November 2012)	Nigeria	0.000
Mr.	Akinagbe	Oluwole	Member (November 2012)	Nigeria	0.000
Mr.	Apata	Apata	Member (November 2012)	Nigeria	0.000
Mr.	BINUOMOTE	Samuel	Member (November 2012)	Nigeria	0.000
Ms.	Campbell	Omolara	Member (November 2012)	Nigeria	0.000
Ms.	FUNKE	OLAGUNJU	Member (November 2012)	Nigeria	0.000
Mr.	Obayelu	Abiodun	Member (November 2012)	Nigeria	0.000
Mr.	Oluwatayo	Isaac	Member (November 2012)	Nigeria	0.000
Mr.	Osabuohien	Evans	Member (November 2012)	Nigeria	0.000
Mr.	SALMAN	Kayode	Member (November 2012)	Nigeria	0.000
Mr.	UNEZE	EBERECHUKWU	Member (November 2012)	Nigeria	0.000
Mr.	MBAYE	SAMBA	Member (November 2012)	Senegal	0.000
Mr.	SECK	ABDOULAYE	Member (November 2012)	Senegal	0.000
Mr.	Mabugu	Ramos	Member (2010)	South Africa	0.000
Mr.	Moyo	Busani	Member (November 2012)	South Africa	0.000
Mr.	Maro	Fest	Member (2010)	Tanzania	0.000
Mr.	YOVO		Member (April 2012)	Togo	0.000
Mr.	Karray	Zouhour	Member (April 2012)	Tunisia	0.000
Mr.	El Lahga	Abdelrahmen	Member (April 2012)	Tunisia	0.000
Mr.	Khallouli	Wajih	Member (April 2012)	Tunisia	0.000
Mr.	Thabet	chokri	Member (April 2012)	Tunisia	0.000
Ms.	baghdadi	leila	Member (November 2012)	Tunisia	0.000
Mr.	Mugisha	Johnny	Member (2010)	Uganda	0.000
Mr.	KASIRYE	IBRAHIM	Member (April 2012)	Uganda	0.000
Mr.	OKOBOI	GEOFFREY	Member (April 2012)	Uganda	0.000
Mr.	Malunda	Dickson	Member (November 2012)	Uganda	0.000
Ms.	Nakamba-Kabaso	Pamela	Member (April 2012)	Zambia	0.000
Ms.	BENHURA nee NTULI	MIRACLE	Member (November 2012)	Zimbabwe	0.000
Mr.	CHIDOKO	CLAINOS	Member (November 2012)	Zimbabwe	0.000
Ms.	Kwenda	Prudence	Member (November 2012)	Zimbabwe	0.000